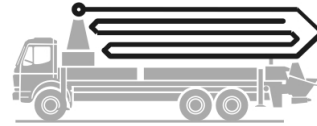


Putzmeister

Truck-mounted concrete pump BSF 38-5.14 H

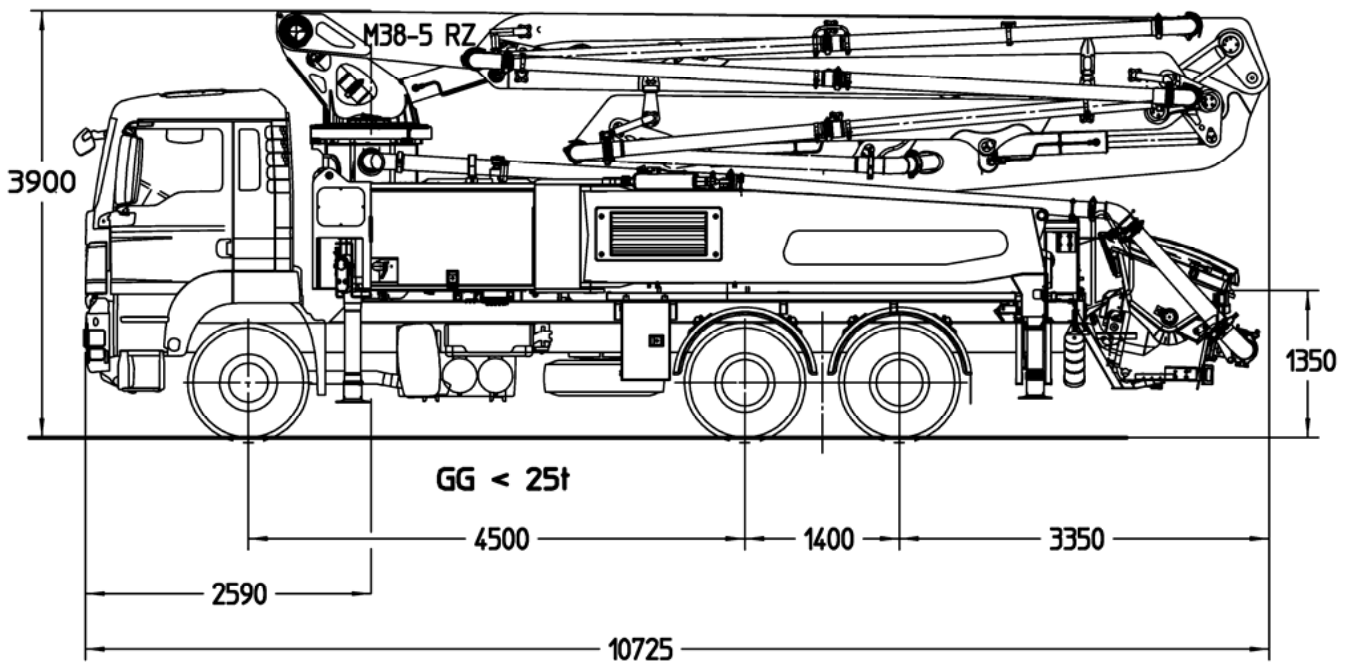
Output up to 160 m³/h

Delivery pressure up to 130 bar*



.16 H

.16 H LS



Note: Standard version. Dimensions and weights depend on truck, pump model and equipment.
Dimensions in mm, MAN TGS 26.400.

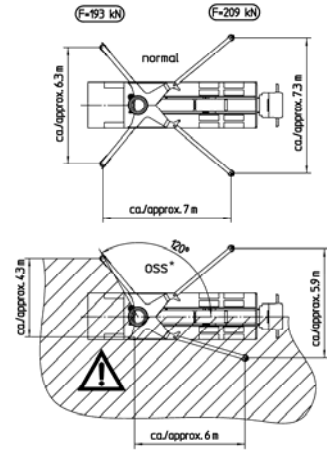
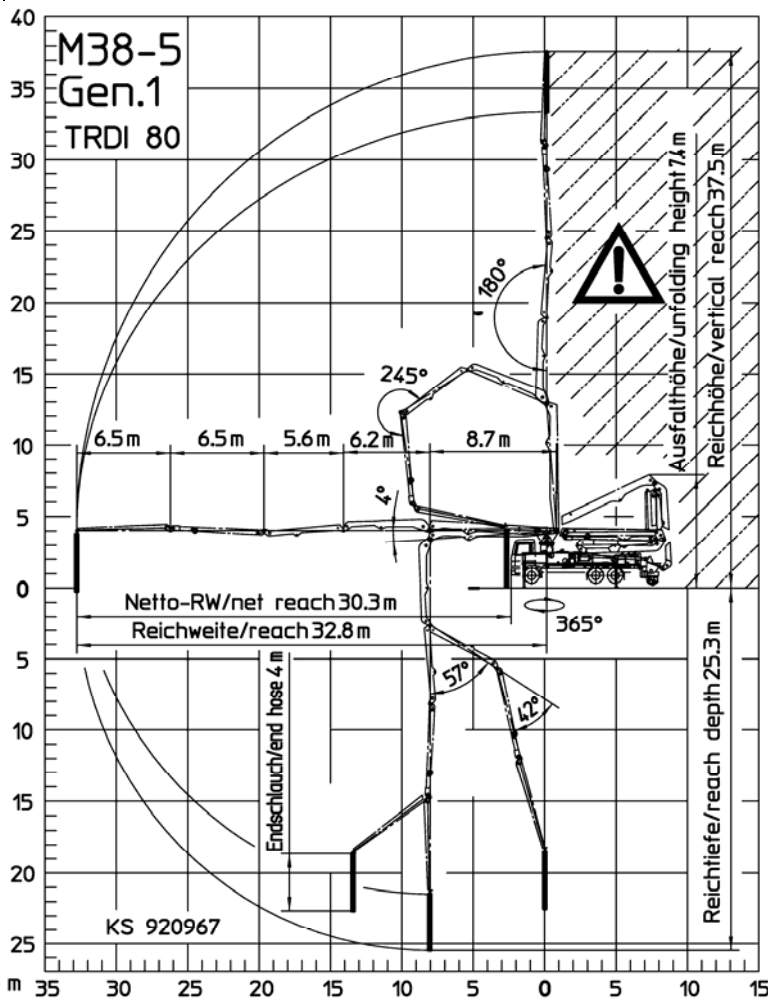
Technical data

Boom M 38-5		
Sections		5
Reach height	m	37.5
Horizontal reach	gross	m 32.8
	net	m 30.3
Reach depth max.	m	25.3
Unfolding height	m	7.4
End hose length	m	4
Folding system		RZ
Delivery line		DN 125

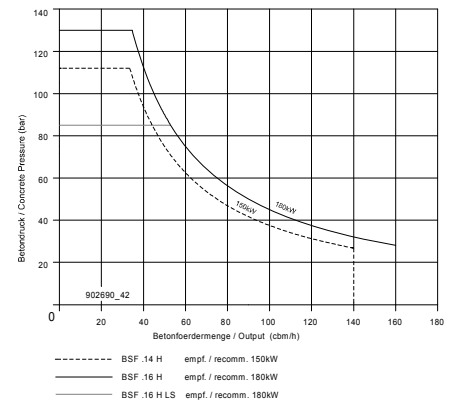
Pump		BSF	.14 H	.16 H	.16H LS
Rod side	Output	m ³ /h	140	160	-
	Delivery pressure	bar	70	85	-
	Strokes	1/min.	27	31	-
Piston side	Output	m ³ /h	88	108	160
	Delivery pressure	bar	112	130	85
	Strokes	1/min.	17	21	26
	Delivery cylinder	Ø mm	230	230	250
	Stroke	mm	2100	2100	2100

*) Delivery line boom max. 85 bar.
All data maximum theoretical.

Reach information diagram, Support, Performance diagram



*) OSS not included in series range
OSS ist nicht im Serienumfang enthalten



All data max. theor.



Range in which you must not work with the end hose.

Serial delivery scope

Agitator and water pump radio remote / on site controlled	Ergonic Pump System (EPS) incl. Ergonic Output Control (EOC)	rubber collar on concrete hopper
Agitator safety switch off, RFID with startup protection	Flushing water pump 160 l/min 25 bar	spectacle wear plate DURO 22
Bill of delivery box, plastic	Hand rail left and right side (not EEA)	splash guard fixed
Box for sponge balls	Hand working search light lighting hopper, detachable LED	spray hose 10 m incl. bracket
Cardan shaft maintenance free	Hinged elbow with cleaning port	steps, first step foldable
Central lubrication hopper, electrically	Hydraulic hose for replacement in hose pack	S-transfer tube switchover fast/slow
Chassis horn via remote control on hopper	Lighting modul control box LED	support plates at swinging support leg in bracket
Concrete hopper RS 909 with agitator	Operating manuals 2 x (1 x paper, 1 x CD-ROM) spare part list	swivel support plates
Connections for hydraulic emergency supply	Optional settings and machine fault management (EGD-RC)	Tool set incl. standard equipment
C-pipe connection for filling water tank	Platform non-skid	towing eye
Delivery cylinder chrome-plated	Pump on/off dependent on speed	wash-out port lid with slide pin
Delivery line (1-layer) PM 40, arm assembly	Radio remote controll Ergonic 2.0 with display, cable usable	water supply at hopper (1/2")
Delivery piston "compact" (16 H), "single" (16 HLS)		water tank 800 l
Diagnose interface		
End hose 4,0 m DN 125 5,5"		

See quotation for exact serial delivery scope.
Comprehensive range of options available on request.